



# XT430-5, XT445L-5, XT465L-5

tracked feller buncher and tracked harvester



#### Tier 4 final engine peak horsepower

331 HP @ 1,600 rpm  
247 kW @ 1,600 rpm

#### Feller buncher operating weight

**XT430-5**  
66,359 lbs. (30,100 kg)

**XT445L-5**  
72,091 lbs. (32,700 kg)

**XT465L-5**  
74,516 lbs. (33,800 kg)

#### Tracked harvester operating weight

**XT430-5**  
(10 m) 69,225 lbs. (31,400 kg)

**XT445L-5**  
(8.5 m) 71,286 lbs. (32,335 kg)

## Walk-around — tracked feller buncher



Productivity



Reliability



Sustainability



Photos in this brochure may include optional equipment.



### Peak horsepower

331 HP @ 1,600 rpm

247 kW @ 1,600 rpm

### Operating weight

**XT430-5**

69,092 lbs. (31,340 kg)

**XT445L-5**

72,091 lbs. (32,700 kg)

**XT465L-5**

74,516 lbs. (33,800 kg)



### The new Komatsu XT-5 series tracked feller bunchers meet your demanding needs

- Increased lift capacity provides greater productivity
- New hydraulic pump system provides faster cycle times
- Experience simultaneous multi-functioning between work and travel, with optimum power
- Gull-wing engine hood folds down, providing an elevated service work platform
- Swing-out service doors offer easy access
- New Komatsu rugged undercarriages provide significantly longer service life
- Relocated cab offers the operator superior visibility
- Heavy-duty four-way leveling system maximizes slope productivity (XT445L-5 /XT465L-5)
- Short tail swing provides exceptional maneuverability in tight areas
- A powerful new EPA Tier 4 Final emissions-certified Cummins QSL9 engine offers improved performance versus previous XT-3 models
- Komatsu's Komtrax telematics system is standard
- Komatsu Care complimentary maintenance program is standard

### The XT-5 series tracked feller bunchers' new design and technologies offer you more power and increased lift

- Increased lift capacity
- Gull-wing engine hood service access
- New rugged undercarriages
- Modern cab with superior visibility
- Powerful, fuel-efficient engine
- Komtrax telematics system
- Komatsu Care



## Walk-around — tracked harvester



### Peak horsepower

331 HP @ 1,600 rpm

247 kW @ 1,600 rpm

### Operating weight

#### XT430-5

(8.5 m reach) 68,288 lbs. (30,975 kg)

(10.0 m reach) 69,225 lbs. (31,400 kg)

#### XT445L-5

(8.5 m reach) 71,286 lbs. (32,335 kg)

(10.0 m reach) 72,223 lbs. (32,760 kg)

## How a tracked feller buncher is different from a tracked harvester

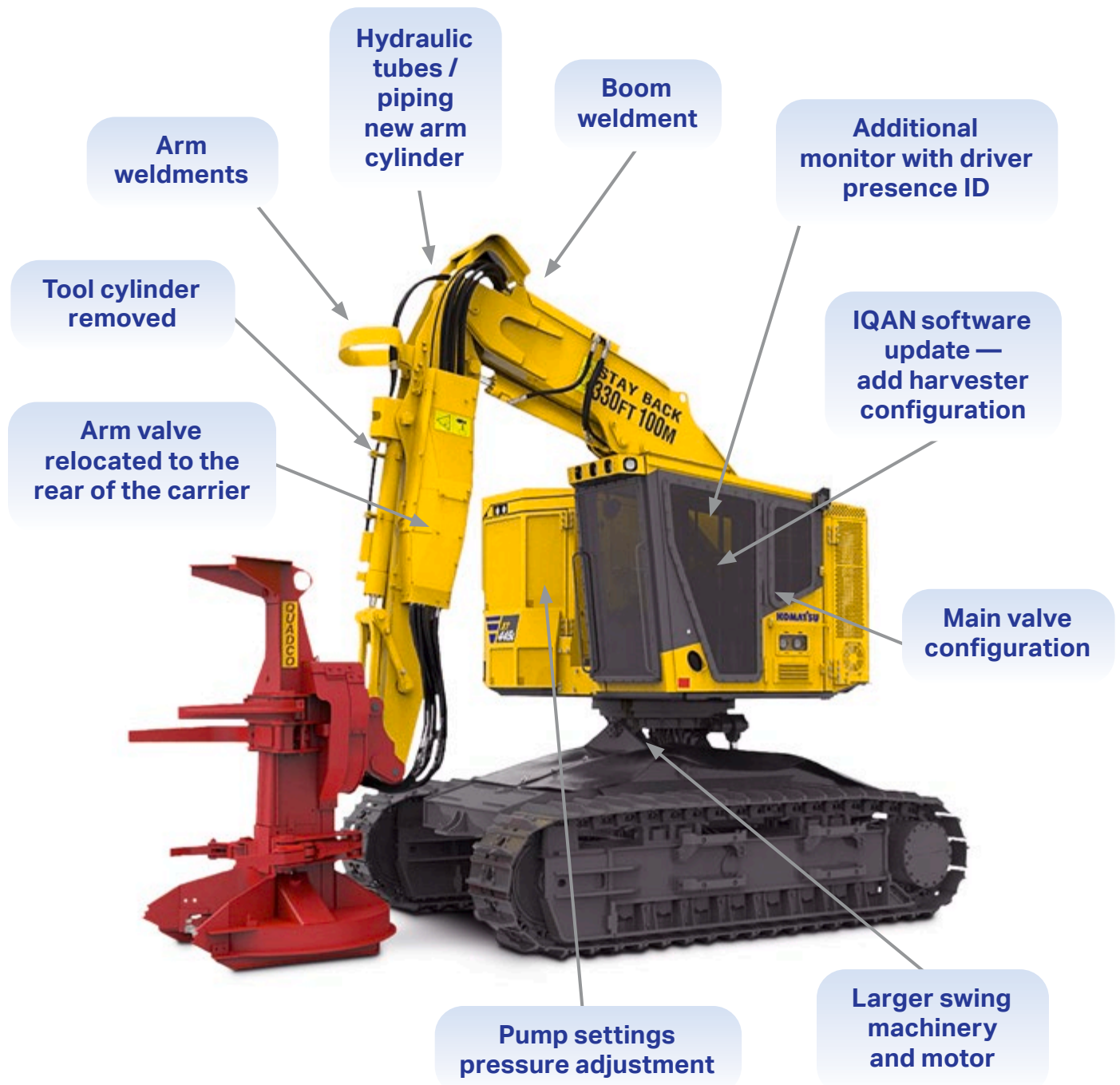


Image shown is of a feller buncher and the callouts are the changes made to become a tracked harvester



## New systems and technology

### High-performance Tier 4 Final engine

The powerful new Cummins QSL9 engine provides a peak output of 331 HP (247 kW) @ 1,600 rpm and is EPA Tier 4 Final emissions certified. This engine reduces exhaust gas particulate matter (PM) and fuel consumption drops by up to 5% versus previous XT-3 models.\* Through the development and production of engines, electronics and hydraulic components, Komatsu has achieved great advancements in technology, providing high levels of performance and efficiency in virtually all applications. The operator will notice high torque at low speeds, excellent operation and low fuel consumption to provide maximum productivity.

### Aftertreatment components are designed in conjunction with the engine for efficiency and long life

The selective catalytic reduction (SCR) system passively performs catalytic reduction, with no action required from the operator and no interference when the machine operates under normal-duty cycles.

### Cold weather operation is facilitated

- Standard charge oil relief heater provides for fast hydraulic oil warm-up
- Optional fuel-fired jacket water and hydraulic oil pre-heater facilitates faster cold weather start-ups


### Fuel consumption drops by up to 5%\*

- Auto-idle down engine monitoring control
- Independent, temperature-based variable speed engine radiator and hydraulic oil cooler fans
- A separate attachment pump for the grapple, accumulator, wrist and disc saw improves performance and efficiency
- HST motor has an auto-shift feature that provides for high-torque, low-speed travel starts
- Integrated Tier 4 Final engine installation utilizing diesel oxidation catalysts (DOC) and SCR technology with no diesel particulate filters (DPF) required


\*Results based on actual measured values using the XT445L-5 prototype versus the XT445L-3 model — each operator's results may vary



Auto idle-down engine monitoring control



HP control variable priority setting between track and work equipment reduces instantaneous load on engine by not starting in a lower gear



Separate engine/hydraulic cooling with optimized fan monitoring and auto reversing feature



Improved hydraulic circuit by reducing system pressure loss with independent attachment pump and remote mounted valve

## Hydraulic components and design

**High-capacity cooling system features a large radiator, charge air cooler and hydraulic oil cooler**


Separate temperature-based, variable-speed engine and hydraulic oil cooler fans are equipped with an auto-reversing function to help purge debris and maintain cooling efficiencies.

All coolers have been relocated to the rear of the machine for reduced debris build-up. An improved cooling system features a single package that includes a larger radiator, charge air cooler (CAC) and one independent hydraulic cooler versus two coolers on the XT-3. The radiator has an integrated top fill tank versus a separate fill tank on the XT-3. Separate engine radiator and hydraulic oil cooler fan controls help ensure that each system receives the cooling needed to maintain the required temperature. Both fans have an auto-reversing function to help purge debris and maintain cooling efficiencies.

### Extended service life


- Reduced gearbox ratio lowers PTO speed to decrease friction/wear
- Optional pump drive oil cooler provides additional cooling to further extend pump drive gear box life

Tank radiator reservoir



Cooler (CAC)

Hydraulic cooler



AC condenser



## Innovative hydraulic tanks

**Hydraulic tank requires 55% less hydraulic oil versus XT-3**

Self-pressurized two-tank design

- Tank 1 operates the piston pumps (5 psi)
- Tank 2 operates the gear pumps and case return

**Unique Hydro-Nucleation filtration technology removes trapped air bubbles from the hydraulic oil** — the 5 psi pressurized tank helps reduce the risk of piston pump cavitation.

Electric hydraulic tank oil fill pump facilitates refilling. Hydraulic tank vacuum pump helps to reduce oil spills and keep the machine clean when servicing the hydraulic system.

## Hydraulic filtration system

**Three different filters are used to protect the system**

- Case drain filter
- Hydraulic return filters
- Charge filter




## Improved serviceability over XT-3 filters

No special procedure is required to prevent tank contamination during filter changes. Oil returns into the center of the filter, trapping debris inside the filter during removal.

## High-performance hydraulic pumps

- 17% larger hydraulic piston pumps for the implement, attachment and disc saw (separate pumps operate independently to provide flow only when needed)
- Pumps operate at a lower speed (500 rpm) for increased durability while delivering high-performance flow (each pump has a pre-charged, or pressurized, suction inlet to reduce cavitation risk)

## Working environment



### Attention to the details — precision-engineered forestry cab

Komatsu's next-generation XT-5 series forestry cab offers maximum visibility, operator comfort and convenience. It's also productive, easy to operate, incorporates high-end technology that's easy to use, and features a fit and finish that place the XT-5 cab as a leader in its class.





L-shaped window

### Optimized visibility

- Floor-to-ceiling 1.25-inch (32 mm) polycarbonate front window (with no bars) provides an unobstructed view
- Large polycarbonate skylight window with a retractable sunshade provides a clear, wide and deep view of the boom and treetops
- Each set of tracks are now highly visible through the side door and boom-side windows
- Large door window has been redesigned to improve visibility to the left-side track; the engine/pump compartment position and shape have also changed to improve boom-side visibility
- Boom-side visibility has been further improved by relocating the window decals to the cab pillar
- Exterior LED lights (feller buncher: 11; tracked harvester: 13) are recessed for protection and provide two to three times more brilliant work-area illumination than halogen lights
- Low door handle position improves operator's view to the left side of the machine
- Standard rear-view monitoring system with a camera provides excellent rear-area visibility (Option side-view monitoring system)



Improved engine/pump compartment configuration

### Premium operator seat

- Thermal electric devices (TEDs) provide warm or cool seats (includes a back cushion airflow with a variable blower fan and three-speed heat/cool switch)
- Active cooling generates airflow that is below warm ambient temperatures to provide cushioning, operator cooling and comfort
- Heating system provides constant warm airflow, without the on-and-off feel of conventional cushion heating systems



## Working environment

### Engineered forestry cab

The new operator's cab has been mounted on the left side for industry and Komatsu commonality. The layout is ergonomically efficient, spacious and quiet. The cab's sloped roofline provides excellent headroom above and forward of the seat.

- Large quiet ROPS/FOPS/TOPS/FOG/OPS / WCB/Oregon OSHA-certified cab with an adjustable high back operator seat
- High-capacity heater, air conditioner and defroster provide a comfortable operator climate regardless of the season
- The IQAN-MD4 control system provides the ability to custom-tune vehicle response to meet individual operator preferences

The XT-5 is equipped with the latest state-of-the-art IQAN-MD4 programmable digital control system. Komatsu was "first in the forest" with the advanced IQAN-MD4 technology on the XT-3 series machines and continues to be a leader





## Operator comfort and convenience

The cab includes many standard features that provide the ultimate in operator comfort.

- High-capacity, automatic air conditioner, heater and defroster ensure all-season comfort
- Six (6) multi-level fully adjustable vents provide full cabin airflow for the AC/heater/defroster system
- Cab is pressurized with fresh air flow from all six vents when in AC/heat mode
- All switches and controls are located within easy reach of the operator
- All gauges and warning light functions are prominently displayed on the large 7-inch (18 cm) LED IQAN-MD4 color touchscreen
- AM/FM/weather band stereo radio with iPod/MP3 input
- Two (2) 12-volt outlets available for powering electronic devices
- Conveniently located cell phone holder
- Fold down/up cupholder
- Five (5) pre-threaded welded bosses for mounting auxiliary electronics
- Bright LED overhead dome light
- Insulated vacuum bottle and lunch box cooler
- Magnetic and movable coat hook
- Literature box and fire extinguisher are accessible while seated
- Floor mat is easily removed for cleaning
- Low exterior door handle provides easy entry access
- Three (3) emergency escape routes: front window, right door and roof hatch

## Infinitely variable travel speed control allows the operator to fine-tune travel speed for improved comfort

The operator sets the desired maximum speed while maintaining the full range of pedal travel movement — no longer requires having to meter pedal travel to maintain a certain speed.

### Standard equipment

Ergonomic control panel layout



Skylight and sunshade



Brilliant LED lights



AM/FM/weather band stereo



Cellphone holder



Insulated bottle and cooler



Fold-down/up cupholder



Bright LED dome light




Removable floor mat



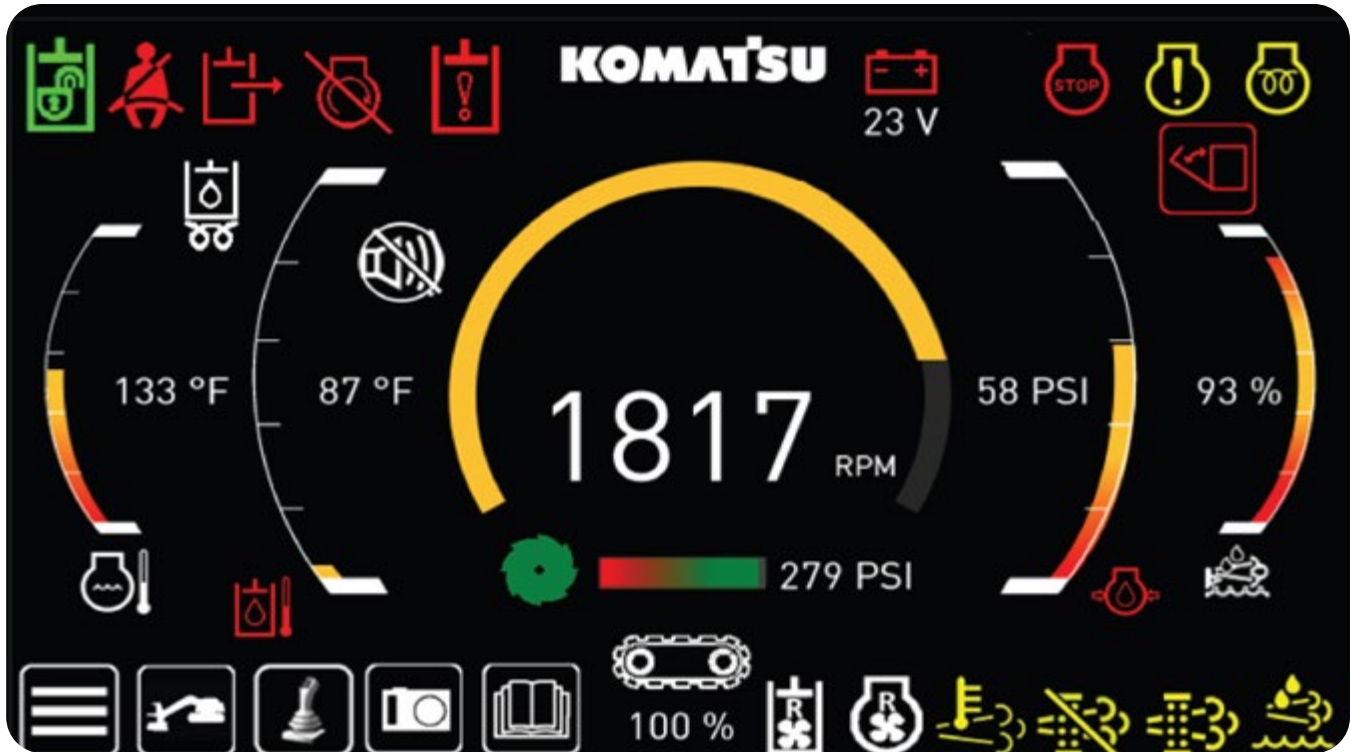
Fire extinguisher



Roof escape hatch



## IQAN-MD4 digital control system



### System overview

- The IQAN-MD4 programmable digital control system features “first in the forest” state-of-the-art technology
- The display provides the operator with a true “command central” control system
- Rugged 7-inch (18 cm) LED color touchscreen monitor provides the operator with:
  - Sensitive finger touch response
  - Excellent viewing in all lighting conditions
  - Wide 170-degree viewing angle
  - All gauges and warning light functions are displayed digitally
- Highly intuitive Komatsu programming makes operation and system navigation easy



## Programmability and adjustability

The IQAN-MD4 can be programmed (adjusted) to accommodate multiple operator preferences, including joystick and foot pedal operational sensitivities, boom, stick, tool tilt, swing, cab leveling, clamp, accumulator and lateral tilt.

Three different operators can program their individual control patterns for increased multi-operator productivity. Each operator can easily make and save their own desired control changes, including performing a reset back to the original factory settings, if necessary.

## Remote assistant

- Allows the technician to connect to the machine remotely via a cell phone (the system is similar to Team Viewer for PCs)
- IQANsync uses a cell phone as a bridge between the machine (via Bluetooth) and the internet (cellular data)

## Dual electronic gauges and warning icons

The IQAN-MD4 system continuously monitors and displays the following machine functions in both electronic gauge and warning lamp icon formats:

- Tachometer (rpm)
- Engine coolant temperature
- Engine oil pressure
- Battery voltage
- Hydraulic oil temperature
- Disc saw pressure

## Electronic warning icons

The IQAN-MD4 system continuously monitors and will display a red warning lamp icon when appropriate for the following functions:

- Check engine
- Hydraulic oil level
- Hydraulic tank filter pressure
- Charge filter pressure
- Vacuum pump (on)



## Performance and reliability features

### Rugged undercarriage

The new Komatsu rugged undercarriage provides significantly longer service life due to numerous key improvements.

- Rugged 8.5-inch (216 mm) track chain links are stronger at resisting twist
- Track roller and idler bushings are made of high-density material allowing longer wear
- XT445L-5/XT465L-5 removable track guards have larger roller side openings to reduce mud packing and facilitate cleaning
- Final drives have a new triple labyrinth floating seal housing to protect against mud packing
- Choice of standard track sliders or optional carrier rollers
- XT445L-5/XT465L-5 track sliders have a reduced angle, producing 30% lower contact pressure for reduced wear
- Large, powerful Komatsu final drives
- Komatsu grease sealed track
- High capacity rollers provide excellent track chain support and load distribution
- High-tensile-strength steel track chain guide (rock guard) material for durability
- Track chain alignment is optimized with:
  - Extended chain guard profiles on both idler and sprocket
  - Continuous straight-line chain guide (rock guard)
- Track guards are removable for easy roller service access
- Flat car body underside minimizes hang-ups on stumps and rocks
- Leveling cylinders are protected inside the car body
- High tractive effort delivers fast and dependable performance in demanding sloped and rough terrain conditions

Extended chain guard profiles



Large Komatsu final drives



## Heavy-duty four-way leveling system

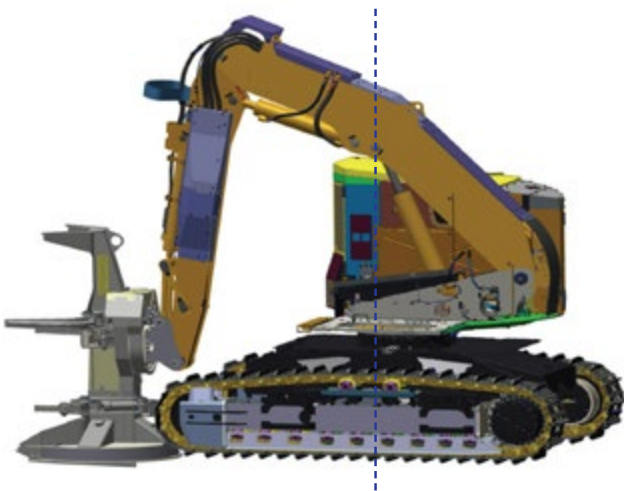
The XT445L-5/XT465L-5 leveling system provides simultaneous front/rear/side leveling to maximize productivity and operator comfort when working on slopes. Komatsu's two-cylinder leveling system puts the cylinders at the rear-most outside corners, where leverage and stability are greatest.

## Powerful swing motor

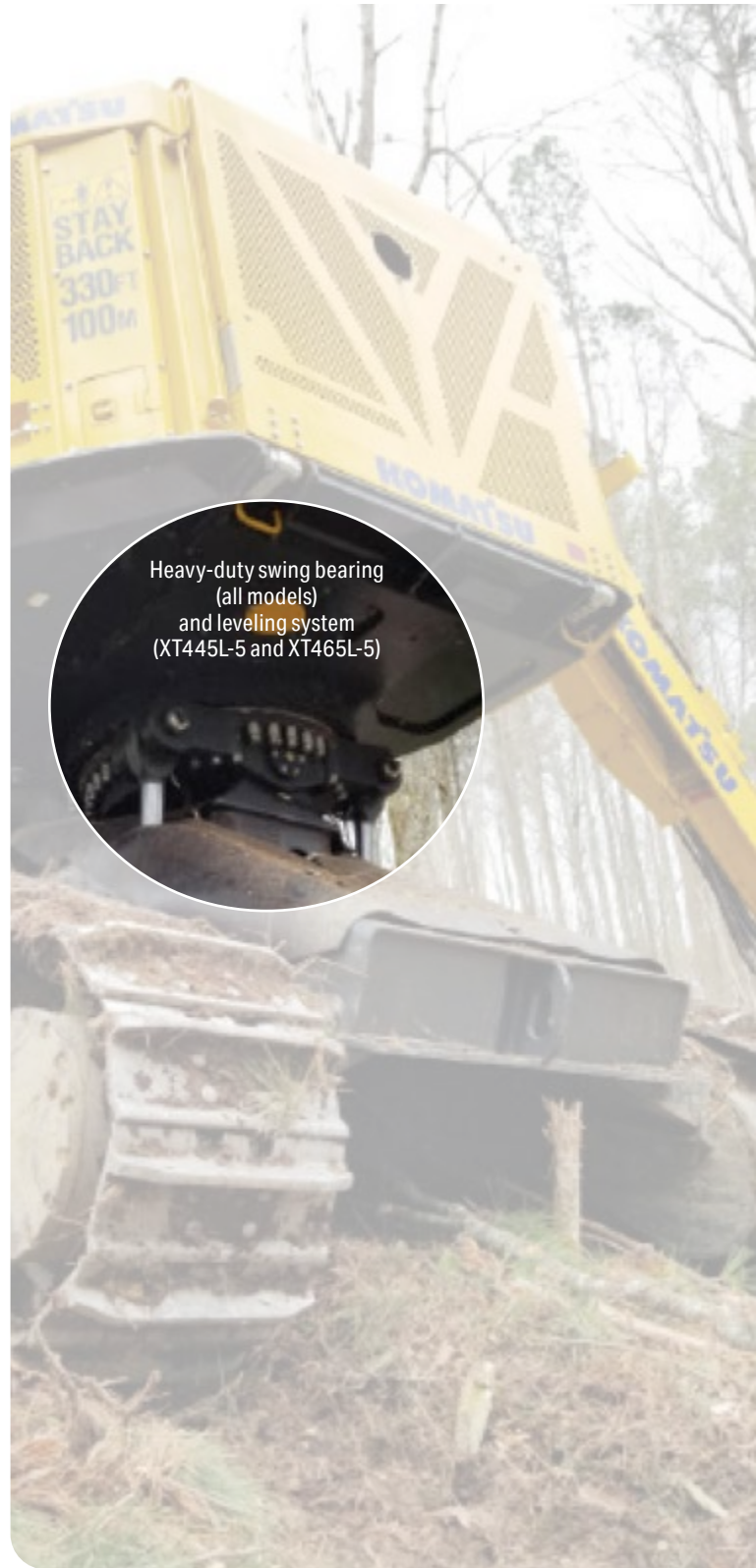
A standard swing motor (feller buncher: 56 cm<sup>3</sup>/58,431 lbs.-ft.; tracked harvester: 64 cm<sup>3</sup>/64,926 lbs.-ft.) provides plenty of swing torque to deliver fast and dependable performance in demanding sloped and rough-terrain conditions.

## Exceptional maneuverability in tight areas

Proven set-back boom design allows the operator to cut close to the tracks for improved productivity. Short tail swing and closed-loop independent track drive make it easy to operate in dense forest conditions.



Set-back boom




Heavy-duty swing bearing  
(all models)  
and leveling system  
(XT445L-5 and XT465L-5)

Heavy-duty 4-way leveling system (XT445L-5/XT465L-5)

## Rugged and durable features

### Rugged and durable features



Boom/arm guarding



Attachment valve guarding



5-degree sloped roof

### Robust guarding provides improved protection and sheds debris

- The boom/arm/rear and arm attachment valve hydraulic tubes and hoses are covered
- Engine and pump compartment roof have a 5-degree slope to help shed debris
- All LED lights are guarded; the front cab LED lightbar is reinforced with additional gussets

### Closed-loop track drive

Nothing performs like Komatsu's closed loop-track drive system. The XT-5 machines can simultaneously travel, reach, cut and swing without compromising power between travel and work tools. Separate track drive pumps assure travel power is always available regardless of the other functions being used.



Closed-loop track drive

### Steel tubes

Steel tubes are utilized for all hydraulic delivery and return lines to increase reliability and durability.

### Fire suppression offers extra protection

Komatsu offers the latest fire suppression technology installed on the XT-5 machines. A readily accessible hand-held fire extinguisher comes standard and an automatic liquid chemical fire suppression system is optional. The state-of-the-art fire suppression system will help give you peace of mind knowing that you have additional protection when needed.



Fire suppression system (optional)



### Significantly greater lift capacity at full reach provides increased productivity

Hydraulic piston pumps for the implement, attachment and disc saw have a 17% larger capacity. Each pump operates independently to provide flow only when needed. Pumps operate at a lower speed (500 rpm) for increased durability while delivering high-performance flow. Each pump has a pre-charged (pressurized) suction inlet to reduce cavitation risk.

\*Many other cutting heads are available. Please contact your local dealers for details.



Quadco "B" series



Komatsu C144



Quadco intermittent saw




Southstar QS500





## Maintenance features

### Gull-wing service work platform






#### **Gull-wing engine hood (5) folds down to provide an elevated service work platform**

- Robust gull-wing design provides a secure footing area with a 227 kg (500 lbs.) load capacity
- Offers excellent visibility and service access to all engine-related components and filters
- Convenient drop-down step with pull-up handle provides easy access
- Back-up manual hand pump to raise gull-wing door

## Four swing-out service doors

Four rugged swing-out service doors open wide to provide excellent service access to key components.

1. Radiator and batteries
2. Fire suppression system
3. Hydraulic oil cooler/AC condenser
4. Hydraulic tanks and pumps




## Design relocates the attachment valve to the arm for ease of service


New design relocates the attachment valve to the arm for ease of service.

- Hydraulic arrangement design has a main control valve and a separate arm attachment control valve
- Hydraulic arrangement differences are now located on the arm and consist of the arm attachment control valve tubing and hoses

Centralized boom grease points provide for ease of service.



Attachment valves (feller buncher only)



Centralized boom grease points

## Komatsu helps you bring it all together

### Get the most out of your fleet on My Komatsu

We've designed a portal that makes it easy to collect, visualize and monitor data for both Komatsu machines and other OEM machines. My Komatsu also gives you one easy source for accessing manuals and purchasing parts for your machines.

- Quickly collect, view and manage intuitive data displays in one location
- Help keep costs under control
- Benchmark machine performance and track fuel consumption
- Monitor for theft and unauthorized use
- Receive timely maintenance alerts



My Komatsu, our comprehensive portal, analyzes telematics data from your on-machine technology — Komtrax and Komtrax Plus, or from other OEMs — and displays it on easy-to-read dashboards. Now you can get the powerful analytics you need to manage your costs and enhance your fleet's efficiency without a complicated process or expensive third-party solutions.



**Data**  
Telematics data is generated by on-machine technology.



**Storage**  
Telematics data flows into data storage. ISO 15143-3 (AEMP 2.0) facilitates the extraction and raw data to your choice of databases.



**Connection**  
Choose how you want to connect and view your data. Go to multiple systems, send to a third party, or easily connect it all through My Komatsu.



**Analytics**  
My Komatsu connects telematics data from Komatsu and non-Komatsu equipment and creates powerful analytics dashboard views.

### Connect your machines to Smart Construction to optimize your job sites

Your projects depend on robust data that is easily shared, replicated, updated and — most important of all — correct.



Take a step toward a digital transformation of your job sites with Komatsu's suite of Smart Construction solutions, where advanced automation and integrated technologies intersect to help you:

- Track costs of labor, machines and materials
- Receive real-time insights straight from the field
- Enhance workflow with fully integrated data
- Visualize your data for actionable results
- Quickly map your job site
- Attract and retain talent



Not sure where to begin? Komatsu-certified solution experts are available on the phone, online or at your job site to help you navigate and thrive along your digitalization journey.

[komatsu.com/smart-construction](https://www.komatsu.com/smart-construction)



## Komatsu maintenance and repair programs

Simplify the complexities of machine owning and operating costs and enhance the value of your equipment with Komatsu's tiered maintenance and repair offerings. Manage your active coverage programs through the My Komatsu customer interface and take advantage of attractive financing options.

- Solutions that fit your needs and ease your mind
- Fixed maintenance and repair costs for the life of the contract
- National coverage



### Komatsu Care Complimentary

*Complimentary maintenance*

Our complimentary scheduled maintenance program for the first three years or 2,000 hours, whichever occurs first.

### Komatsu Care Plus

*Extended maintenance*

A continuation of the Komatsu Care program. Along with regularly scheduled maintenance and national distributor coverage, you get a variety of added benefits.

### Komatsu Care Plus II

*Extended maintenance and repair*

Everything in the Komatsu Care Plus program bundled with comprehensive repair coverage for qualifying repairs.

### Komatsu Care Plus III

*Extended maintenance, repair and consumables*

A comprehensive program that simplifies your equipment's total cost of ownership with a fixed cost per hour for qualifying repairs and replacements.

### Komatsu Care Advantage Warranty

*Extended warranty*

Protect your equipment in the event a covered component fails due to a defect in material or workmanship. Repairs are performed by Komatsu-trained experts using Komatsu genuine parts.

[komatsu.com/maintenance-repair](http://komatsu.com/maintenance-repair)

## Komatsu Financial

Financial services built for your business success.

[komatsu.com/financing](http://komatsu.com/financing)

## Komatsu Genuine Parts

Engineered to help extend the life of your Komatsu machine. Now available on the My Komatsu parts store.

[komatsu.com/parts](http://komatsu.com/parts)

## Komatsu training

Comprehensive training support — virtually, at our facility or where most convenient.

[komatsu.com/training](http://komatsu.com/training)



# XT430-5, XT445L-5, XT465L-5

## Both tracked feller buncher and tracked harvester

### Engine

Model	Cummins QSL9 diesel engine
Type	Water-cooled, 4-cycle, direct injection
Aspiration	VGT™ Turbocharger, infinitely adjustable with electronic controls. High pressure fuel injection, in cylinder advanced combustion technology, cooled EGR.
Number of cylinders	In-line, 6-cylinder
Bore	4.49" (114 mm)
Stroke	5.69" (135 mm)
Piston displacement	9 L 543 in <sup>3</sup>
Horsepower:	
Peak	331 HP (247 kW) @ 1,600 rpm
Rated	300 HP (224 kW) @ 2,000 working rpm
Peak torque	1,160 lbs.-ft (1,573 Nm) @ 1,600 rpm
Fan drive type	Hydraulic

\*Complies with U.S. EPA Tier 4 Final emissions standard

### Electrical system

Type	24 V with master disconnect
Alternator	24 V, 100 A
Work lights	Feller buncher, 11 LED Tracked harvester, 13 LED

### Hydraulic

Implement pump	Variable displacement piston, Max Flow - 86 gpm (324 L/min)
Attachment pump	Variable displacement piston, Max Flow - 53 gpm (200 L/min)
Saw pump	Variable displacement piston, Max Flow - 38 gpm (143 L/min)
Track drive pump	2x Variable displacement piston, Max Flow - 44 gpm (167 L/min)
Fan pump	2x Gear, Max Flow - 11 gpm (44 L/min)
Charge pump	2x Gear, Max Flow - 25 gpm (95 L/min)
Travel motor	Variable displacement piston
Swing motor	Fixed displacement bent axis piston
Cooling	Independent radiator/CAC/ Hydraulic oil coolers with thermostatically controlled fans

### Drives and brakes

	XT430-5	XT445L-5	XT465L-5
Drive method	Hydrostatic, independent closed loop	Hydrostatic, independent closed loop	Hydrostatic, independent closed loop
Steering control	Foot pedals	Foot pedals	Foot pedals
Max travel speed			
High	2.9 mph (4.6 km/h)	2.9 mph (4.6 km/h)	2.9 mph (4.6 km/h)
Low	1.6 mph (2.6 km/h)	1.3 mph (2.1 km/h)	1.3 mph (2.1 km/h)
Max tractive effort	64,926 lbf. (29,450 kgf)	75,799 lbf. (34,382 kgf)	75,799 lbf. (34,382 kgf)
Service brake	Hydraulic	Hydraulic	Hydraulic
Parking brake	Hydraulic	Hydraulic	Hydraulic

### Leveling system

	XT430-5	XT445L-5	XT465L-5
Type	Non-leveling	2-cylinder, 4-way heavy duty	2-cylinder, 4-way heavy duty
Leveling angle			
Front	--	27° / 51%	25° / 47%
Rear	--	5° / 9%	6° / 11%
Side/side	--	20° / 36%	18° / 32%

# Tracked feller buncher

## Swing system

	XT430-5	XT445L-5	XT465L-5
Rotation	Continuous rotation	Continuous rotation	Continuous rotation
Bearing	Heavy duty, 22-bolt single row bearing	Heavy duty, 22-bolt single row bearing	Heavy duty, 37-bolt double row bearing
Drive method	Hydrostatic	Hydrostatic	Hydrostatic
Swing speed	0 to 7.0 rpm	0 to 7.0 rpm	0 to 7.0 rpm
Swing torque	58,341 lbs.-ft (79,100 Nm)	58,341 lbs.-ft (79,100 Nm)	58,341 lbs.-ft (79,100 Nm)
Swing brake	Dynamic	Dynamic	Dynamic
Parking brake	Hydraulic	Hydraulic	Hydraulic

## Undercarriage

	XT430-5	XT445L-5	XT465L-5
Car body	HD boxed frame structure with flat bottom and storage trunk	HD boxed frame structure with flat bottom and storage trunk	HD boxed frame structure with flat bottom and storage trunk
Track frame	Box-section, bolted	Box-section, bolted	Box-section, bolted
Track type	Grease sealed	Grease sealed	Grease sealed
Number of shoes/links	47 per side	46 per side	47 per side
Track rollers	9 per side	8 per side	9 per side
Bushings and rollers	Standard	Heavy duty	Heavy duty
Track pitch	8.5" (216 mm)	8.5" (216 mm)	8.5" (216 mm)

## Boom performance

	XT430-5	XT445L-5	XT465L-5
Lifting capacity* @ 5' (1.5 m) pin height (less attachment)			
@ 10' (3.0 m)	26,235 lbs. (11,900 kg)	26,235 lbs. (11,900 kg)	31,398 lbs. (14,200 kg)
@ 15' (4.6 m)	17,857 lbs. (8,100 kg)	17,637 lbs. (8,000 kg)	21,519 lbs. (9,760 kg)
@ 20' (6.0 m)	10,803 lbs. (4,900 kg)	10,582 lbs. (4,800 kg)	13,098 lbs. (5,940 kg)
@ Full reach	9,921 lbs. (4,500 kg)	9,921 lbs. (4,500 kg)	12,326 lbs. (5,590 kg)

\*Feller buncher boom and arm, designed for 20-22" high speed disc saws.

## Coolant and lubricant capacity (refilling)

	XT430-5		XT445L-5		XT465L-5	
Fuel tank	222 gal	840 L	172 gal	651 L	140 gal	526 L
Cooling system	9.43 gal	35.7 L	9.43 gal	35.7 L	9.43 gal	35.7 L
Engine oil pan	4.99 gal	18.9 L	4.99 gal	18.9 L	4.99 gal	18.9 L
Final drive per side	2.91 gal	11 L	2.91 gal	11 L	2.91 gal	11 L
Swing gear box	1.14 gal	4.3 L	1.14 gal	4.3 L	1.14 gal	4.3 L
Hydraulic tank	57 gal	216 L	57 gal	216 L	57 gal	216 L
DEF	15 gal	56.8 L	15 gal	56.8 L	15 gal	56.8 L
Gear box (PTO)	1.63 gal	6.2 L	1.63 gal	6.2 L	1.63 gal	6.2 L
Hood tilt	1.19 gal	4.5 L	1.19 gal	4.5 L	1.19 gal	4.5 L

## Operating weight (less attachment)

	XT430-5	XT445L-5	XT465L-5
Track shoes	SG 24" (600 mm)	SG 24" (600 mm)	SG 24" (600 mm)
Operating weight*	69,092 lbs. (31,340 kg)	72,091 lbs. (32,700 kg)	74,516 lbs. (33,800 kg)
Ground pressure	8.5 psi (58.5 kPa)	9.7 psi (66.8 kPa)	9.7 psi (66.8 kPa)

\*Operating weight includes feller buncher boom, feller buncher arm, 1/2 tank of fuel, rated capacity of lubricants, coolant, operator and standard equipment.



# XT430-5, XT445L-5, XT465L-5

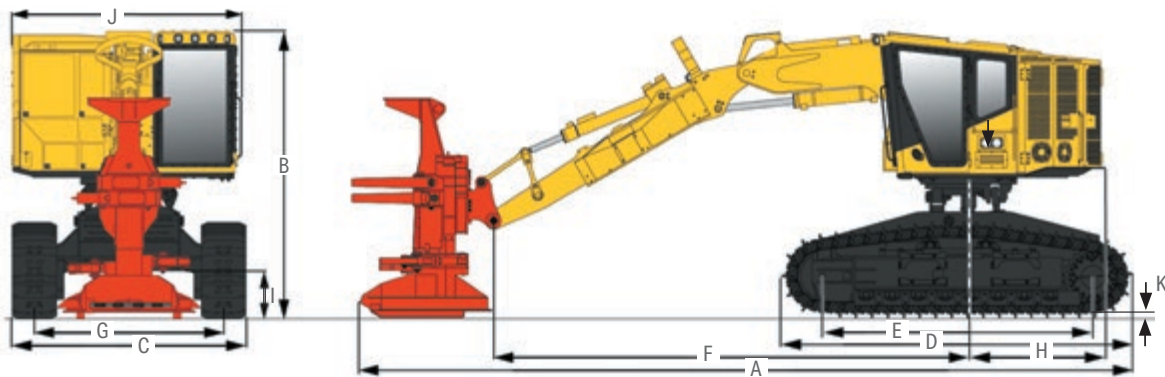
## Tracked feller buncher

### Dimensions

	XT430-5		XT445L-5		XT465L-5	
A Overall length (with attachment)*	34' 11"	10,632 mm	34' 5"	10,487 mm	34' 11"	10,632 mm
B Overall height* (to top of cab)**	11' 9"	3,579 mm	12' 8"	3,854 mm	12' 8"	3,854 mm
C Overall track frame width	10' 4"	3,140 mm	10' 4"	3,140 mm	10' 5"	3,176 mm
D Overall track length	16' 1"	4,900 mm	15' 7"	4,760 mm	16' 1"	4,893 mm
E Track length (sprocket center to idler center)	12' 9"	3,877 mm	12' 0"	3,666 mm	12' 6"	3,800 mm
F Length (center circle to extended boom)	21' 7"	6,582 mm	21' 1"	6,436 mm	21' 1"	6,436 mm
G Track gauge	8' 4"	2,540 mm	8' 4"	2,540 mm	8' 5"	2,576 mm
H Tail swing radius	6' 1"	1,848 mm	6' 1"	1,848 mm	6' 1"	1,848 mm
I Ground clearance	2' 4"	722 mm	2' 8"	806 mm	2' 7"	794 mm
J Overall width (upper structure)	10' 2"	3,106 mm	10' 2"	3,106 mm	10' 2"	3,106 mm
K Grouser height	0' 3"	71.4 mm	0' 3"	71.4 mm	0' 3"	71.4 mm

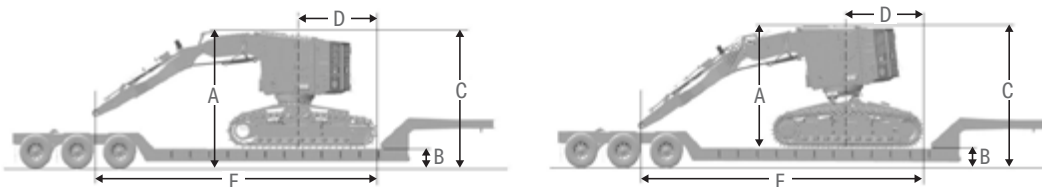
\* Attachment Quadco 22B

\*\* Including grouser height



### Transport dimensions (w/o attachment)

Model	Machine height (A)		Trailer (B)		Transport height (C)		Transport width		Transport length	
	24"	30"	24"	30"	24"	30"	24" (600 mm)	28" (700 mm)	Dimension (D)	Dimension (E)
XT430-5	11' 10"	3,598 mm	18"	457 mm	13' 4"	4,055 mm	10' 4" (3,140 mm)	10' 8" (3,240 mm)	8' 10" (2,680 mm)	28' 7" (8,714 mm)
	22"		22"	559 mm	13' 8"	4,157 mm				
			24"	610 mm	13' 10"	4,208 mm				
XT445L-5	12' 1"	3,695 mm	18"	457 mm	13' 7"	4,152 mm	10' 4" (3,140 mm)	10' 8" (3,240 mm)	8' 6" (2,588 mm)	29' 0" (8,840 mm)
			22"	559 mm	13' 11"	4,254 mm				
			24"	610 mm	14' 1"	4,305 mm				
XT465L-5	12' 2"	3,701 mm	18"	457 mm	13' 8"	4,158 mm	10' 5" (3,176 mm)	10' 9" (3,276 mm)	8' 6" (2,591 mm)	29' 0" (8,840 mm)
			22"	559 mm	14' 0"	4,260 mm				
			24"	610 mm	14' 2"	4,311 mm				



# Tracked harvester

## Swing system

	XT430-5	XT445L-5
Rotation	Continuous rotation	Continuous rotation
Bearing	Heavy duty, 22-bolt single row bearing	Heavy duty, 22-bolt single row bearing
Drive method	Hydrostatic	Hydrostatic
Swing speed	5.9 rpm	5.9 rpm
Swing torque	87,375 Nm (64,444 lbs.-ft)	87,375 Nm (64,444 lbs.-ft)
Swing brake	Dynamic	Dynamic
Parking brake	Hydraulic	Hydraulic

## Undercarriage

	XT430-5	XT445L-5
Car body	HD boxed frame structure with flat bottom and storage trunk	HD boxed frame structure with flat bottom and storage trunk
Track frame	Box-section, bolted	Box-section, bolted
Track type	Grease sealed	Grease sealed
Number of shoes/links	47 per side	46 per side
Track rollers	9 per side	8 per side
Bushings and rollers	Standard	Heavy duty
Track pitch	8.5" (216 mm)	8.5" (216 mm)

## Boom performance

	XT430-5	XT445L-5
Lifting capacity (less attachment)	10 m @ 1.5 m off ground	8.5 m 1.5 m off ground
@ 10' (3.0 m)	10,560 kg	11,022 kg
@ 15' (4.6 m)	8,931 kg	8,327 kg
@ 20' (6.0 m)	6,831 kg	6,245 kg
@ Full reach	2,145 kg	3,354 kg

## Coolant and lubricant capacity (refilling)

	XT430-5		XT445L-5	
Fuel tank	222 gal	840 L	172 gal	651 L
Cooling system	9.43 gal	35.7 L	9.43 gal	35.7 L
Engine oil pan	4.99 gal	18.9 L	4.99 gal	18.9 L
Final drive per side	2.91 gal	11 L	2.91 gal	11 L
Swing gear box	1.14 gal	4.3 L	1.14 gal	4.3 L
Hydraulic tank	57 gal	216 L	57 gal	216 L
DEF	15 gal	56.8 L	15 gal	56.8 L
Gear box (PTO)	1.63 gal	6.2 L	1.63 gal	6.2 L
Hood tilt	1.19 gal	4.5 L	1.19 gal	4.5 L

## Operating weight (less attachment)

	XT430-5		XT445L-5	
Track shoes	SG 24" (600 mm)		SG 24" (600 mm)	
Operating weight*	TH (8.5 m)	TH (10 m)	TH (8.5 m)	TH (10 m)
	68,288 lbs. (30,975 kg)	69,225 lbs. (31,400 kg)	71,286 lbs. (32,335 kg)	72,223 lbs. (32,760 kg)
Ground pressure	8.5 psi (58.5 kPa)		9.7 psi (66.8 kPa)	

\*Operating weight includes harvester boom, harvester arm, 1/2 tank of fuel, rated capacity of lubricants, coolant, operator and standard equipment.

# XT430-5, XT445L-5, XT465L-5

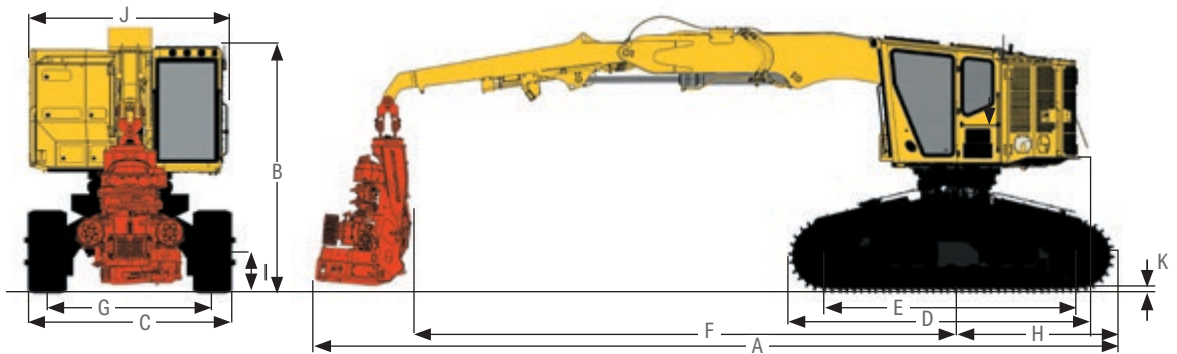
## Tracked harvester

### Dimensions

	XT430-5	XT445L-5		
A Overall length (with attachment)*	44' 0"	13,420.24 mm	39' 2"	11,959.34 mm
B Overall height* (to top of cab)**	11' 9"	3,579 mm	12' 8"	3,854 mm
C Overall track frame width	10' 4"	3,140 mm	10' 4"	3,140 mm
D Overall track length	16' 1"	4,900 mm	15' 7"	4,760 mm
E Track length (sprocket center to idler center)	12' 9"	3,877 mm	12' 0"	3,666 mm
F Length (center circle to extended boom)*	33' 4"	10,168 mm	27' 9"	8,531 mm
G Track gauge	8' 4"	2,540 mm	8' 4"	2,540 mm
H Tail swing radius	6' 1"	1,848 mm	6' 1"	1,848 mm
I Ground clearance	2' 4"	722 mm	2' 8"	806 mm
J Overall width (upper structure)	10' 2"	3,106 mm	10' 2"	3,106 mm
K Grouser height	0' 3"	71.4 mm	0' 3"	71.4 mm

\* : Other work equipment not shown

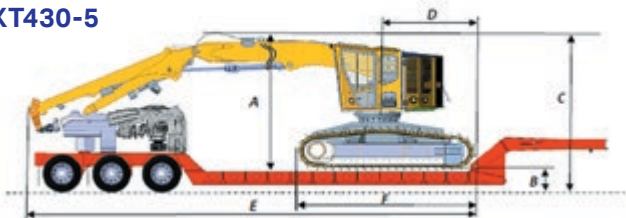
\*\* : Including grouser height



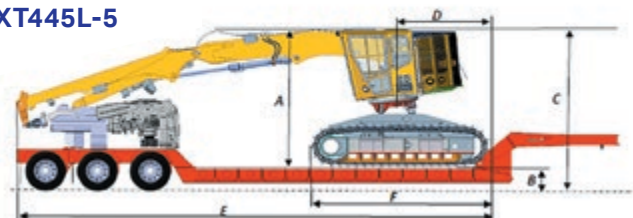
### Transport dimensions (w/o attachment)

Model	Machine height (A)		Trailer (B)		Transport height (C)		Transport width		Transport length	
	Dimension (D)	10m Dimension (E)	8.5m Dimension (E)	Dimension (F)	Dimension (D)	10m Dimension (E)	8.5m Dimension (E)	Dimension (F)		
XT430-5	12'6"	3,798 mm	16"	405 mm	13'10"	4,204 mm	8'10"	39'11"	33'9"	16'1"
			18"	457 mm	14"	4,255 mm				
			22"	559 mm	14'4"	4,357 mm				
			24"	610 mm	14'6"	4,408 mm				
XT445L-5	12'4"	3,765 mm	16"	406 mm	13'8"	4,171 mm	8'4"	40'3"	35'10"	15'7"
			18"	457 mm	13'10"	4,222 mm				
			22"	559 mm	14'2"	4,324 mm				
			24"	610 mm	14'4"	4,375 mm				

### XT430-5



### XT445L-5

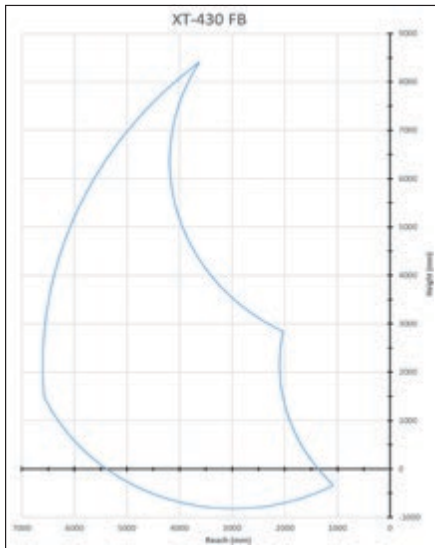


Height measurements with 600mm single grouser shoe 71.5mm grouser + 17mm pad

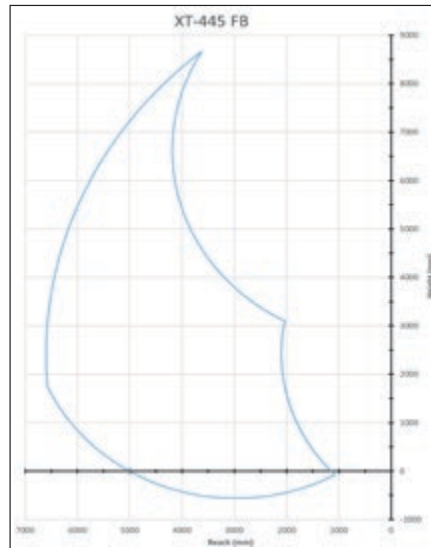


## Feller buncher specifications

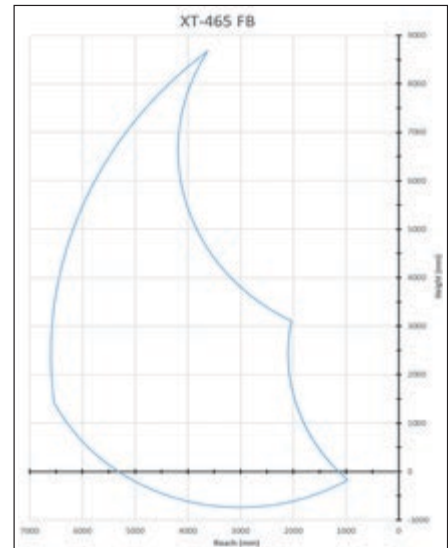
XT430-5 Feller buncher



XT445L-5 Feller buncher



XT465L-5 Feller buncher



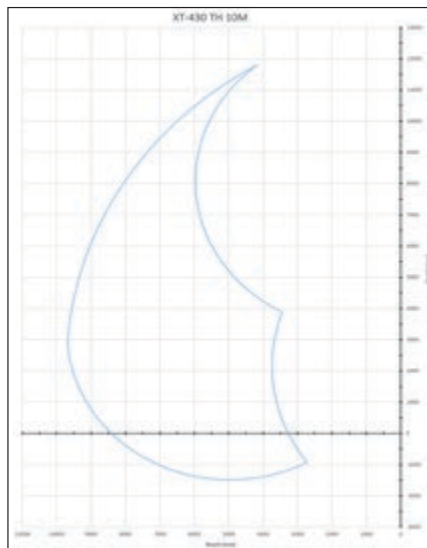
**Working range**

	XT430-5	XT445L-5	XT465L-5
Reach at 5' (1.5 m) height			
Maximum	21' 7" (6,682mm)	21' 5" (6,536 mm)	21' 5" (6,536 mm)
Minimum	7' 8" (2,328 mm)	7' 8" (2,328 mm)	7' 8" (2,328 mm)
Cutting swath*	13' 11" (4,354 mm)	13' 9" (4,208 mm)	13' 9" (4,208 mm)

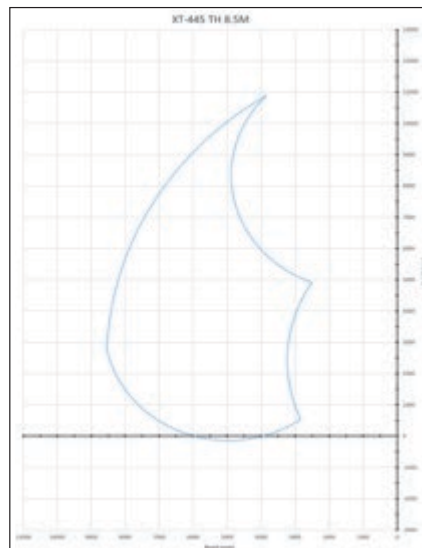
\*Cutting swath (less attachment)— swing center to attachment pin.

## Tracked harvester specifications

XT430-5 Tracked harvester 10 m



XT445L-5 Tracked harvester 8.5 m



**Working range**

	XT430-5	XT445L-5
Reach at 5' (1.5 m) height	8.5 m: 8.53 10 m: 10.17 8.5 m: 3.19 10 m: 3.86	8.5 m: 8.53 10 m: 10.10 8.5 m: 3.22 10 m: 3.85
Maximum	21' 7" (6.58 m)	21' 7" (6.58 m)
Minimum	7' 8" (2.33 m)	7' 8" (2.33 m)
Cutting swath*		

\*Cutting swath (less attachment)— swing center to attachment pin.

## Standard equipment

---

- Alternator, 100 A, 24 V
- Air cleaner, dry type with air intake pre-cleaner
- Auto-idle shutdown system
- Automatic air conditioner, heater and defroster with pressurization and six (6) adjustable vents
- Batteries, 2 x 12 V, 1000 AH
- Cab, ROPS/OPS/FOPS/TOPS/FOG/WCB/Oregon OSHA certified forestry:
  - 2 x 12 V power outlets
  - Cell phone holder
  - Coat hook, magnetic and moveable base
  - Cupholder, fold-down/up
  - Literature box with cover
  - Lockable door
  - Insulated drink bottle and lunch box cooler
  - Ventilation fan
- Car body, wide gauge with storage trunk
- Continuous swing rotation
- Control handles, Sure Grip
- Cooling: Engine, hydraulic oil cooler and charge air cooler all have a temperature-sensing auto-reversing fan
- Electrical system master disconnect switch
- Electrical joystick/foot pedal controls
- Emergency escapes, three (3) (front window, side door and roof hatch)
- Engine, Cummins QSL9, 9-liter, 331 HP (247 kW) peak @ 1,600 rpm
- Engine compartment service light
- Engine interface monitoring system
- Final drives, Komatsu with spring-applied oil released track brakes
- Fire extinguisher, 10 lbs., handheld
- Fuel water separator
- Heater, charge oil relief
- Horn, electric
- Hydraulic system, load sensing
- Hydraulic tank oil refill pump, 24 V
- Hydraulic tank vacuum pump
- Instrument panel with switches, dials, LED warning lights and engine stop button
- IQAN-MD4 digital control system with 7-inch (18 cm) LED color touch screen display
- Komtrax monitoring system
- Leveling, four-way HD cab leveling (XT445L-5/XT465L-5)
- Light, interior dome LED
- Muffler with blanket
- Operator identification system
- Premium seat, vented and heated/cooled
- Pumps:
  - Attachment, 1 x VDPP, 53 gpm (200 L/min)
  - Implement, 1 x VDPP, 86 gpm (324 L/min)
  - Saw drive, 1 x VDPP, 38 gpm (143 L/min)
  - Track drive, 2 x VDPP, 44 gpm (167 L/min) each
  - Fan, 2 x Gear, 11 gpm (44 L/min) each
  - Charge, 1 x Gear, 25 gpm, (95 L/min)
- Radio, AM/FM weather band stereo with iPod/MP3 input jack
- Rear view monitoring system (one camera)
- Rubber debris skirt
- Seat, adjustable high back suspension
- Seat belt, 3-inch retractable
- Swing bearing, HD 22-bolt single row (XT430-5/XT445L-5)
- Swing bearing HD 37-bolt double row (XT465L-5)
- Swing motor:
  - Tracked feller buncher: 56cc/58,431 lbs.-ft.
  - Tracked harvester: 64 cc/64,926 lbs.-ft.
- Track adjusters, hydraulic
- Track chain, grease sealed Komatsu 8.5-inch (216 mm) pitch
- Track drive, closed loop
- Track motors, two-speed VDPP auto-shift with variable speed control
- Track rollers
- Track shoes, 24-inch (600 mm) single grouser
- Track sliders
- Travel alarm
- Travel pedals
- Windows, polycarbonate:
  - Front and skylight windows, 1.25 inches (32 mm)
  - Left, right and rear windows, 0.5 inches (13 mm)
- Work lights, LED type:
  - Tracked feller buncher, 11
  - Tracked harvester, 13

## Optional equipment

---

- Arms:
  - Tracked feller buncher, 13 ft. (3,960 mm) straight with tree deflector
  - Tracked harvester, 12 ft. (3,655 mm)
  - Tracked harvester, 17 ft. 7 in (5,350 mm)
- Booms:
  - Feller buncher, 14 ft. 10 inches (4,530 mm)
  - Tracked harvester, 21 ft. (6,400 mm)
- Carrier rollers
- Counterweight (rear):
  - XT430-5: 2,645 lbs. (1,200 kg)
- Fire suppression system, automatic liquid chemical
- Heater, fuel-fired jacket water and hydraulic oil pre-heater
- Hydraulic systems:
  - Bar saw, intermittent disc saw, combination disc/bar saw
  - Disc saw
  - Harvesting saw (XT430/XT445L-5)
  - Mulcher
- Oil cooler, pump drive
- Side camera (right)
- Track shoes:
  - 28-inch (700 mm) single grouser
  - 28-inch (700 mm) double grouser (XT430-5/XT445L-5)
- Uptime spare parts kits
  - Base machine
  - Engine filters

## Attachment options

---

- Quadco 20-22-inch high speed disc saws
- Quadco 24-inch high speed disc saws (XT465L-5)
- Komatsu C144 29.5-inch (250 mm) harvester saw (XT430-5/XT445L-5)
- Southstar QS500 harvester saw (XT430-5/XT445L-5)

---

Product designs, specifications and/or data in this document are provided for information purposes only and are not warranties of any kind. Product designs and/or specifications may be changed at any time without notice. The only warranties that apply to sales of products and services are Komatsu's standard written warranties, which will be furnished upon request.

Komatsu and other trademarks and service marks used herein are the property of Komatsu Ltd. Or its subsidiaries, or the respective owners or licensees.

# KOMATSU

komatsu.com

